

nCare™ 10

Enterprise Image and Video Recorder for Medical Content Management

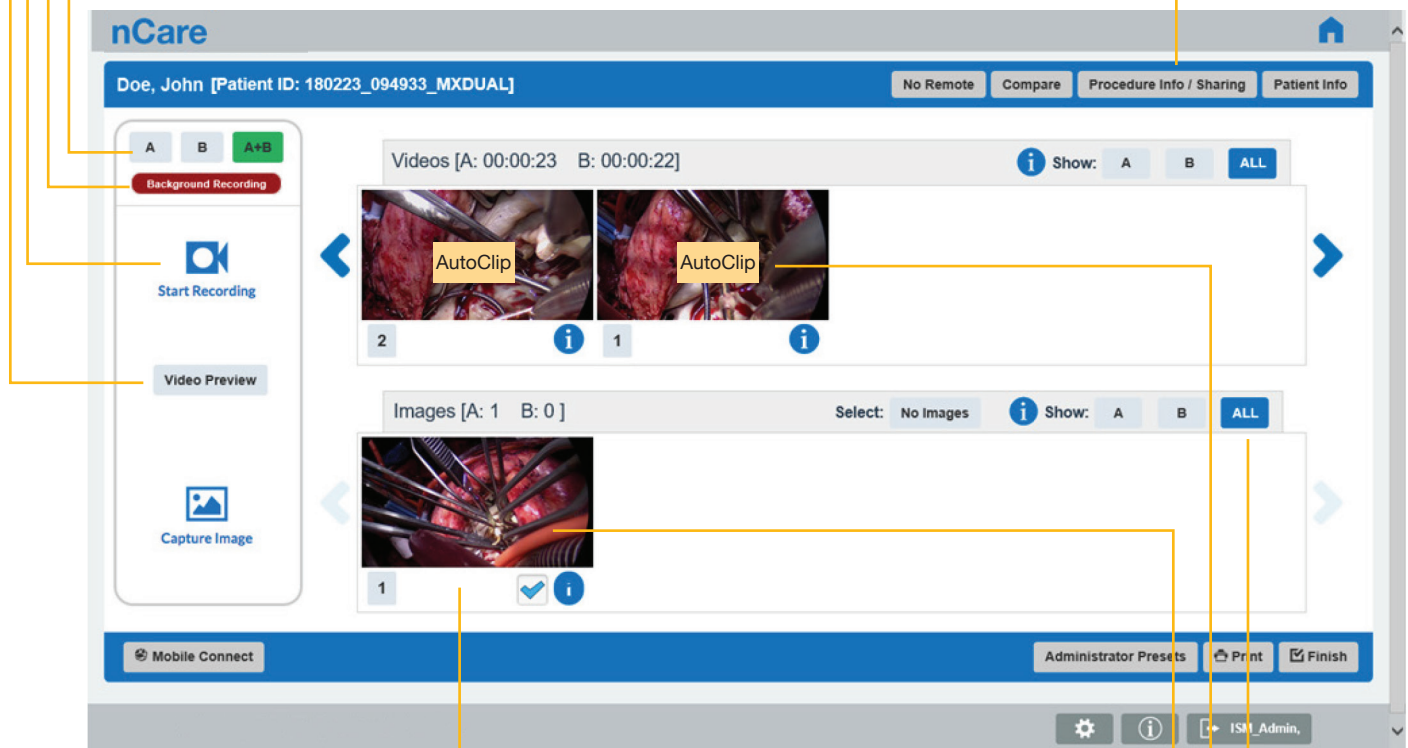


nCare™ Enterprise Image and Video Recorder

For Medical Content Management

How nCare works:

- Preview video input feed(s)
- Capture image and/or video
- Automatically record video (EasyPost only)
- Select recording channel (Dual channel only)
- Manage procedure info and settings



Review/Select/Delete recorded data via thumbnails

Annotate using a predefined list of labels for a specific procedure (AutoLabel)

Create video clips of a predetermined duration (AutoClip)

Filter recorded data by input channel (Dual channel only)

(Continued on next page)

nCare™ Enterprise Image and Video Recorder

For Medical Content Management

Effortlessly Create Visual Records

nCare is an enterprise medical recorder that captures high-resolution images and high-definition video from up to two surgical devices simultaneously. Using the same robust technology available in the sophisticated ES4K integrated operating rooms, nCare easily, reliably, and securely connects clinicians with the critical visual information they need. With a small form factor, the user-friendly solution can fit nearly anywhere, from an endoscopic cart to an O.R. equipment boom.

Unlike other recorders, the nCare medical recorder can be used in a self-contained fashion or connected to hospital networks and enterprise systems. Store recorded visual data locally on the nCare device, externally to a USB drive, or automatically save and manage visual data on VaultStream™, a centralized surgical image, and video content management system.

Connect with Enterprise Systems

With the VaultStream solution, you can add visual content captured from the nCare medical recorder to a hospital's enterprise system and exchange patient information as well as results in the form of HL7 orders or DICOM® Modality Worklists* and MIMPS/PAC Systems. This same streaming technology found in ES4K integrated O.R.s makes it easy for clinicians to share the procedure with colleagues and visitors across the hospital's secure network.

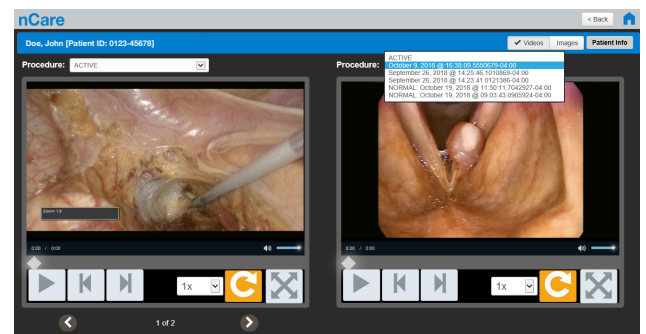
Enable Efficient Workflows Peri- and Post-Operative

The nCare enterprise medical recorder helps a clinician in every step of the patient procedure:

- Easily access patient registration information pre-case via a keyboard or touch panel, remote PC or iPad®†
- Capture, record, and compare side-by-side current and historical images during the case
- Label, print, and export procedural data after the case
- Accessories are available to customize image-capture triggers, the display of images, and for wireless connectivity.

Quickly Search to Review Images and Video

- Clinical workflow-inspired user interface with touch panel control
- Quickly search procedural data such as patient demographics, image labels, and clinical notes



Friendly user interface comparing current image with images from library

Remotely Access the Recorder to Execute Procedures and More

- Remote access lets you interact with the nCare from computers (Windows® and Mac®), and tablets (iPad®) that are connected to the hospital's network
- Remote Capture allows submission of images and videos captured from these networked devices to supplement a procedure record
- Clinicians can access the procedure content after the case from outside the procedure room or other locations on the hospital network*

*This feature is available for customers with a VaultStream content management system and for customers deploying nCare in an Enterprise or Connected fashion.

†All trademarks, trade names and service marks appearing in this document are the property of their respective owners. We do not intend our use or display of other entities' trade names, trademarks or service marks to imply a relationship with, or endorsement or sponsorship of us by, any other entity.

(Continued on next page)

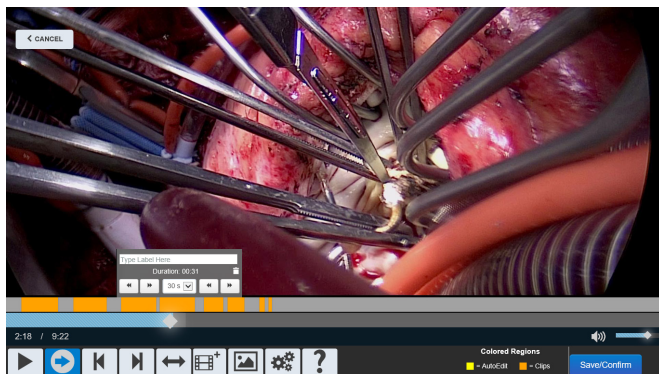
nCare™ Enterprise Image and Video Recorder

For Medical Content Management

Produce and Share Visual Content

nCare is part of Olympus' Enterprise Medical Content Management system. The VaultStream™ content management system, a suite of video visualization, production, and editing software, gives busy clinicians a powerful way to easily and securely optimize their surgical data.

- VaultStream EasyView™ allows clinicians to quickly access a library of surgical images to consult with patients, patient's families, and other medical staff from a hospital-networked computer or iPad®
- VaultStream EasyPost™ Video Production automatically records video either during patient registration or with the first image/ video captured, ensuring critical footage is not missed



Powerful EasyPost user interface showing editing controls

- Easily select and adjust a key video snippet to the appropriate length before it is sent to MIMPS/PACS or made available to EHR systems automatically, improving relevance of visual data and optimized video storage space
- Produce video clips of prespecified duration at the touch of a button with AutoClip, enabling physicians to focus on critical moments of a procedure
- Standardize labeling workflows by presenting clinicians with a predefined list of labels for a procedure with AutoLabel, helping to eliminate the need to review previously captured images to add clinical context and free-text entry
- VaultStream EasyCut™ Video Editing allows clinicians to create their own high-quality presentation-ready highlight videos for educational lectures, professional meetings, and surgical documentation

Safeguard Surgical Data

nCare features:

- Windows® 10, Microsoft®'s Enterprise IoT, a commercially hardened, embedded operating system
- Windows® Defender antivirus/antimalware software
- Windows® Server Update Services (WSUS) to deliver antivirus and critical security updates
- Windows® BitLocker® hard-drive encryption

Aid in HIPAA Compliance

- Individual login credentials
- Unique user accounts
- Password protection
- User access log
- Ability to de-identify personal health information (PHI) from patient records

Prevent Loss and Corruption of Visual Data

StreamGuard™ is an embedded power management system that initiates a controlled shutdown in the event of an unexpected power loss to prevent the corruption and loss of irreplaceable procedure data.

Support a variety of surgical devices and environments

The versatile solution addresses the demand for imaging-heavy, minimally invasive, diagnostic and therapeutic procedures conducted in care environments such as ENT, GI, Urology, and Surgical Endoscopy. A vendor-neutral architecture enables the nCare medical recorder to easily capture virtually any video signal up to 1080p HD, as well as view, label, and export high-resolution JPEG images and high definition (HD) MPEG-4 video from nearly any endoscope or surgical video device.

(Continued on next page)

nCare™ Enterprise Image and Video Recorder

For Medical Content Management

Options

Video Recording

HD, and 3D in HD video (side-by-side)

Single or dual-channel

Clinical Collaboration

Secure Live Video Streaming

Virtual Collaboration & Support via MedPresence™

Device Adapters, Switches, & Network Accessories

Direct SDI(s) and/or DVI and S-Video EasyLink™ Adapters

5-port Multiformat Input Switcher

Output Switcher for two DVI displays

Wireless Extension Kit

Displays (all with a native 1080p resolution)

15" medical-grade touch-panel

15" commercial-grade touch-panel

21.5" medical-grade touch-panel

Enterprise & HIS Integration

DICOM® format videos (DICOM image submission to PACS is included on all models)

HL7 Orders & Results

Image Capture

Footswitch and camera head trigger for uninterrupted image capture

TallyLight™ for visual confirmation of image capture

Printers

In-room, medical-grade Sony® UP-DR80MD

Workflow Modules

EasyView™

Remote Capture

LiveStream™

EasyPost Video Production
(Background recording and editing)

EasyCut™

Features

One-button power control from the cart

SDI-direct connection to the recorder

Control via a touch panel, remote PC, or iPad®

Patient data integration via DICOM and HL7®

High-quality, live video loop for secondary display

Full-screen video preview on the primary display

Side-by-side comparative analysis

Capture image of virtually any video signal up to 1080p HD

Standard MPEG-4 video and JPEG image formats

Remote Capture with iPad® or iPhone®

Recording status and PiP flash capture confirmation

Captured image count

Precise video playback of high-resolution images

Free text labeling for videos, images, and print reports

StreamGuard™ data protection

Create video clips of a prespecified duration at the touch of a button

One-touch image labeling

Voice frequency overlay for ENT workflows

Manufactured by Gyrus ACMI, Inc., 9600 Louisiana Ave North, Brooklyn Park, MN 55445, USA.

Specifications, design and accessories are subject to change without any notice or obligation on the part of the manufacturer.

Olympus is a registered trademark of Olympus Corporation, Olympus America Inc., and/or their affiliates. | Medical devices listed may not be available for sale in all countries.

OLYMPUS

OLYMPUS AMERICA INC.
3500 Corporate Parkway, PO BOX 610, Center Valley, PA 18034

For more information, contact your Olympus sales representative, or call 800-848-9024.
www.medical.olympusamerica.com

©2021 Olympus America Inc. All rights reserved.
Printed in USA OAI51221BRO43365