

June 17, 2010

Re: **Special Notice to Olympus Users of STERRAD Sterilization Systems:  
Proper Venting of Olympus Fiberoptic/Video Endoscopes using the ETO or  
Water Resistant Cap**

Dear Health Care Professional:

This notice is to inform customers that Olympus has received reports of inadvertent damage to Olympus fiberoptic/video endoscopes as a result of improper reprocessing in a STERRAD Sterilization System. Specifically, Olympus endoscopes were damaged as a result of failure to properly vent the endoscope by attaching the ETO cap to fiberoptic/video endoscopes, or removing the water resistant cap from video endoscopes prior to sterilization in a STERRAD Sterilization System. For proper reprocessing in a STERRAD Sterilization System, attach the ETO Cap to fiberoptic/video endoscopes (Fig. 1) or remove the Water Resistant Cap from video endoscopes (Fig. 2). If attaching an ETO cap to vent the endoscope, ensure that the ETO Cap is rotated completely (Fig. 3). Also, verify that the pin of the ETO cap is not damaged (Fig. 4). Otherwise, the vacuum generated in the chamber of the STERRAD Sterilization System will cause the bending section cover to rupture (Fig. 5).

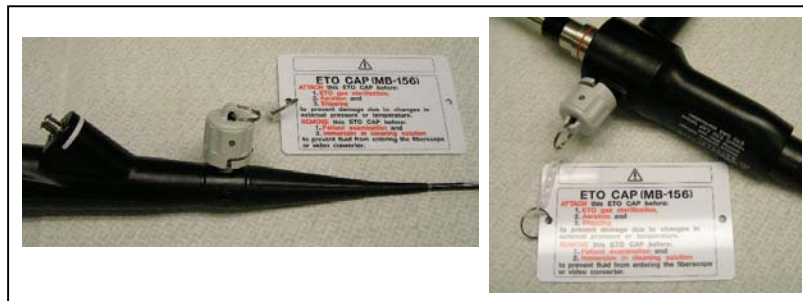


Fig. 1. ETO cap attachment to Olympus fiberoptic/video endoscopes



Fig. 2. Water resistant cap removal from Olympus videoscopes




Fig. 3. Proper ETO cap attachment




Fig. 4. ETO cap pin




Fig. 5. Bending section rupture

If you require additional information on the proper steps to reprocess Olympus endoscopes, please contact your local Olympus sales representative or our Technical Assistance Center at 1-800-848-9024.

Sincerely,

Bradley J. Catalone, Ph.D.  
Director of Clinical Affairs